




POWERTRAIN Industrial Engines



GM Powertrain takes its expertise in designing outstanding Vortec truck and SUV engines and leverages it to make sophisticated yet extremely durable industrial engines.

Applications

**Industrial, Agriculture
Construction & Oilfield**

- **Pumps** – Irrigation, Industrial, Hydraulic Sludge and Trash
- **Compressors** – Natural Gas and Air
- **Generators** – Prime Power, Standby and Co-Gen
- **Industrial Drives** – Forklifts, Manlifts, Street Sweepers, Wood Chippers, Chillers and Fans
- **Oil and Gas Production** – Gas Compressors, Pump Jacks, Vapor Recovery
- **Wind Machines**
- **Numerous Re-Power & Custom Applications**

Available Factory Installed Options

- Natural Gas and LPG Fuel Systems
- Ignition Systems
- Belt and Pulley Accessory Drives
- Starters and Alternators
- Spark Protected Ignition
- Exhaust Headers and Manifolds
- Mufflers
- SAE 3 Flywheel Housing and Direct Drives
- PTOs: Side Load and In-Line
- Instrument Panel w/ Gauges and Safety Shutdowns
- Governors: Electronic and Mechanical
- Radiator and Heat Exchanger Cooling Systems
- Engine Mounting Frames and Enclosures
- Three Way Catalyst

Vortec™ 5.7L 8 Cylinder – 350 Cubic Inches



Features & Benefits

- EPA and California ARB emission certified
- Designed for propane and natural gas fuel
- Intake manifold is standard on the engine
- Roller valve lifters for reduced friction and improved performance
- Composite front timing cover for noise reduction and corrosion protection
- Nodular iron crankshaft for increased strength and durability
- High Energy Ignition (HEI) distributor and coil are standard
- Induction-hardened inlet valve seats and sintered powder metal exhaust valve seat inserts for maximum durability
- Cylinder head gaskets have stainless steel core for corrosion resistance
- Positive inlet valve stem seals to control oil consumption
- Common GM Powertrain industrial engine rear face for easy housing installation



20 N. McCormick
Oklahoma City, OK 73127
405-601-1000


515 North I-27
Lubbock, TX 79403
806-762-0455

4452 Canyon Dr.
Amarillo, TX 79109
806-355-8228

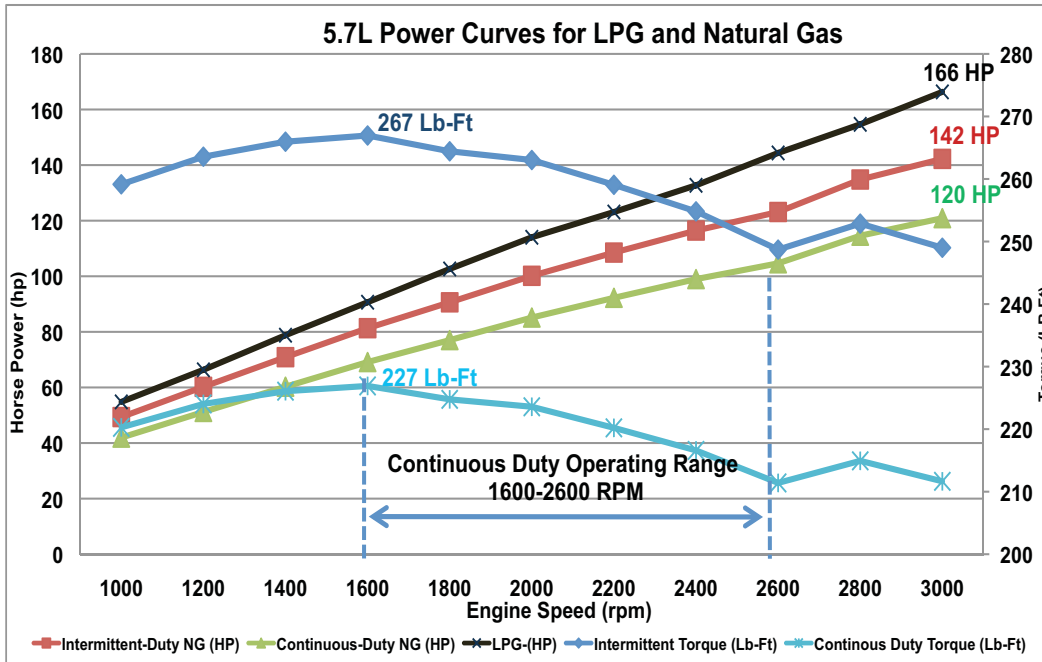
Buck's Engines combines over 50 years of engine application experience with General Motors' expertise in designing outstanding Vortec engines and utilizes this partnership to manufacture extremely durable industrial engines.



POWERTRAIN Industrial Engines



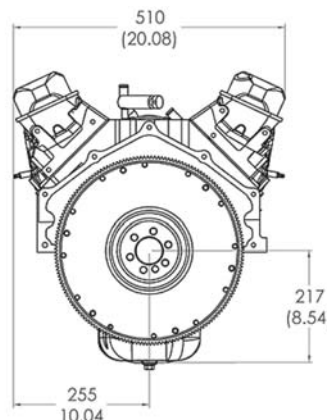
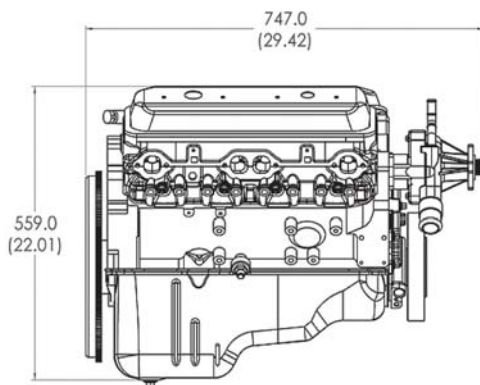
Vortec™ 5.7L 8 Cylinder – 350 Cubic Inches



Power and torque values provided by Buck's Engines per SAE1349. Actual power levels may vary depending on fuel selection and quality, calibration, application, altitude and ambient air temperatures.

CONTINUOUS BRAKE HORSEPOWER

GEARHEAD	1x1	6x5	5x4	4x3	3x2
ENGINE RPM	1760	2112	2200	2346	2640
BHP	70	82	86	95	110



Horsepower:

166 hp @ 3000 rpm (Propane)
142 hp @ 3000 rpm (Natural Gas)

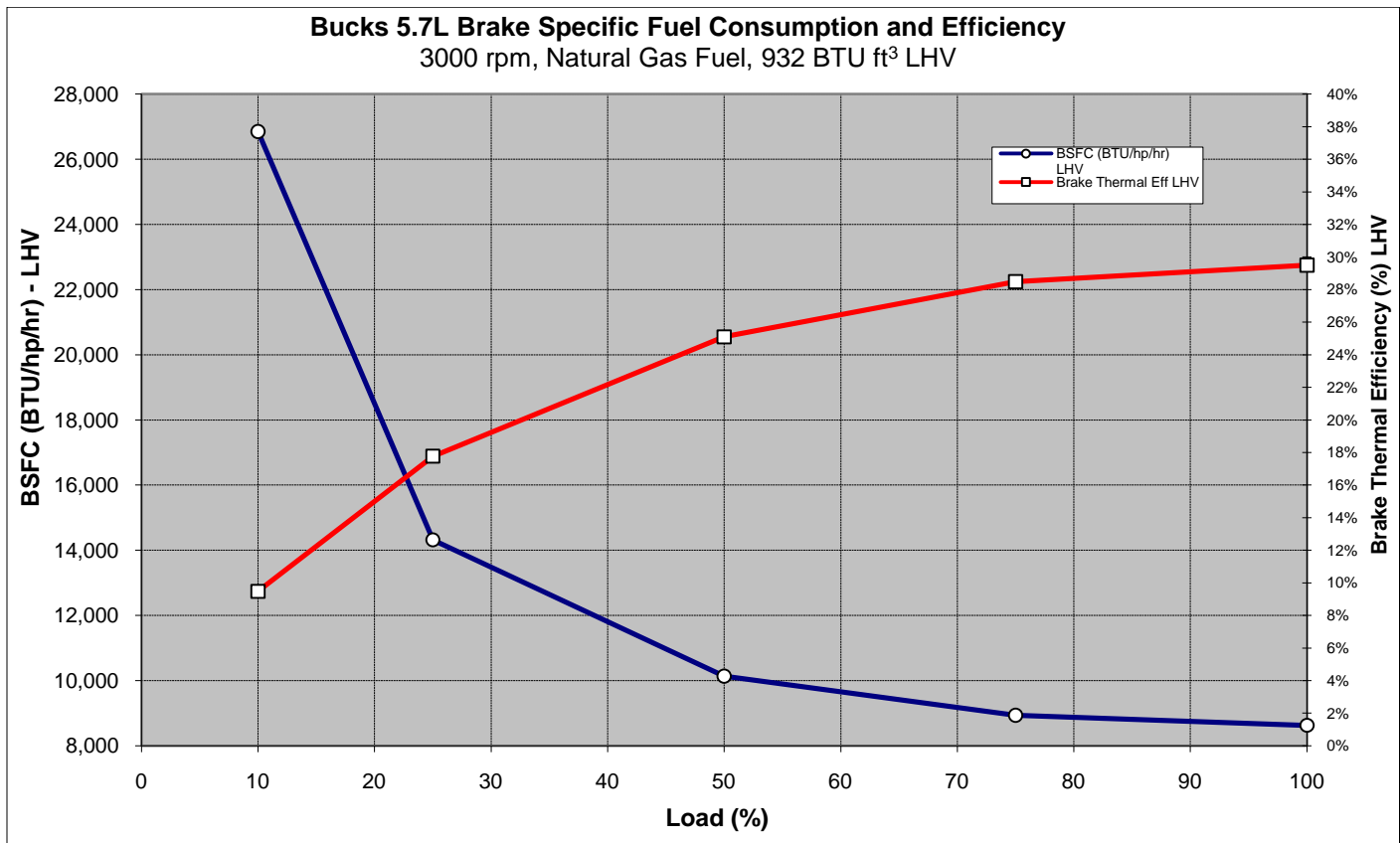
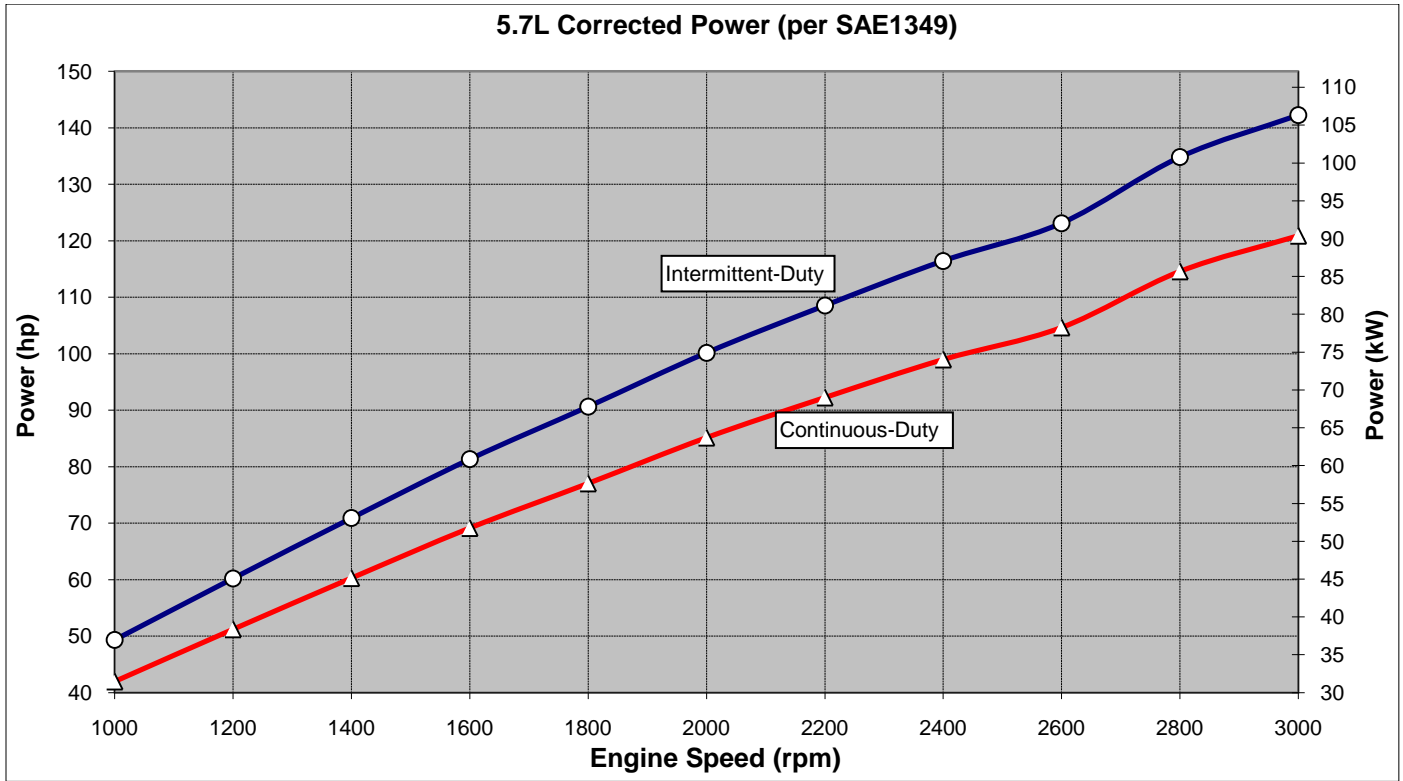
Torque:

267 lb-ft @ 1600 rpm (Propane)
227 lb-ft @ 1600 rpm (Natural Gas)

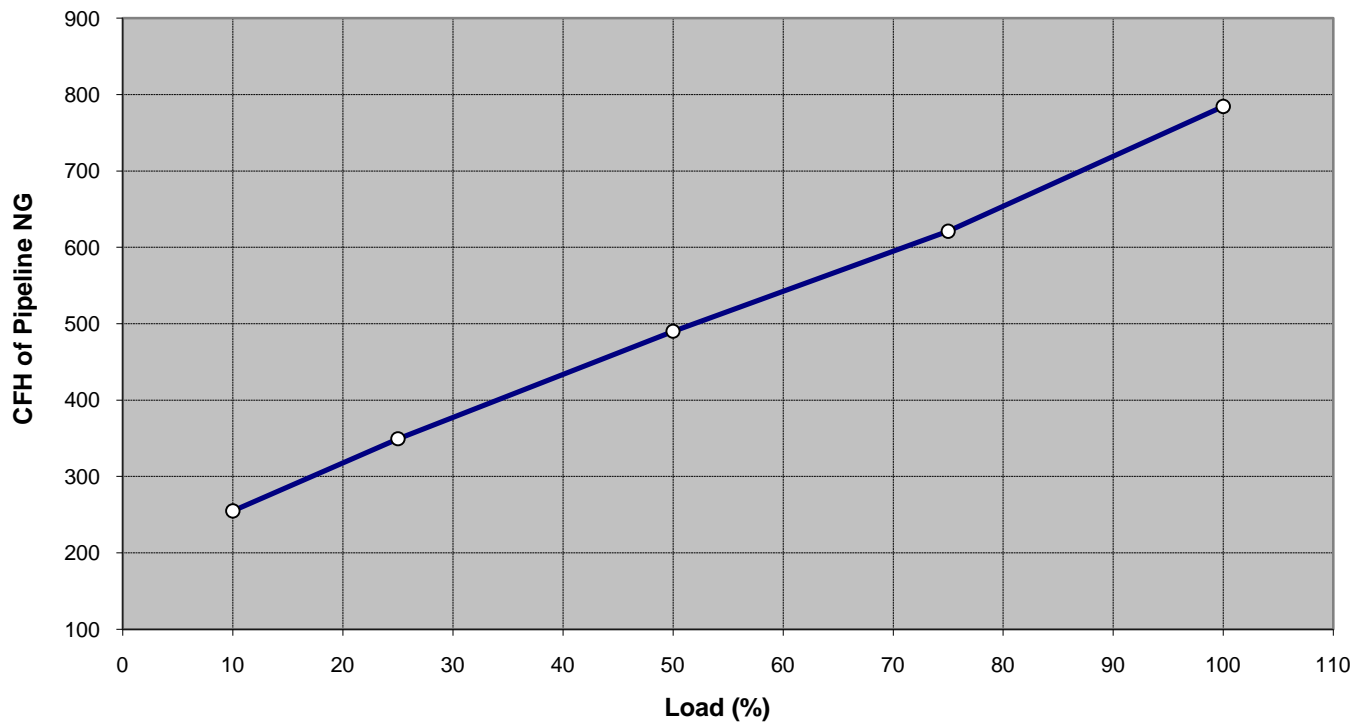
Specifications and Materials

- **Type:** 90° 5.7L V8
- **Displacement:** 350 cld (5736 cc)
- **Compression Ratio:** 9.4:1
- **Valve Configuration:** Overhead /Pushrod Actuated
- **Valve Lifters:** Hydraulic Roller
- **Bore x Stroke:** 4.00 x 3.48 in (101.60 x 88.39 mm)
- **Main Bearing Caps:** 2-Bolt
- **Balance Method:** External
- **Intake Manifold:** Four-barrel
- **Firing Order:** 1-8-4-3-6-5-7-2
- **Oil Pan Capacity:** 5 qt with oil filter
- **Fuel Type:** Gasoline, Propane or Natural Gas
- **Engine Rotation:** Clockwise (from the front)
- **Paint Protection:** Component Painted
- **Shipping Weight:** 434 lb (197 kg)
- **Block:** Cast Iron
- **Cylinder Head:** Cast Iron
- **Intake Manifold:** Cast Aluminum
- **Final Assembly:** Oklahoma City, OK USA

Manufactured with US, North American and Global Sourced Content



5.7L GM Fuel Consumption at 1800 rpm



5.7L GM Fuel Consumption at 3000 rpm

